



The Microsoft Research - University of Trento
Centre for Computational
and Systems Biology

Technical Report CoSBI 26/2007

Experiments on the Reliability of Stochastic Spiking Neural P Systems

Matteo Cavaliere, Ivan Mura

Microsoft Research - University of Trento

Centre for Computational and Systems Biology, CoSBI, Trento, Italy

{cavaliere, mura}@cosbi.eu

*This is the preliminary version of a paper that will appear in
Natural Computing, 7, 4, 2008
available at <http://www.springerlink.com>*

Abstract

In the area of membrane computing, time-freeness has been defined as the ability for a timed membrane system to produce always the same result, independently of the execution times associated to the rules. In this paper, we use a similar idea in the framework of spiking neural P systems, a model inspired by the structure and the functioning of neural cells. In particular, we introduce stochastic spiking neural P systems where the time of firing for an enabled spiking rule is probabilistically chosen and we investigate when, and how, these probabilities can influence the ability of the systems to simulate, in a reliable way, universal machines, such as register machines.

1 Introduction and Motivations

Membrane computing (known also as P systems) is a model of computation inspired by the structure and the functioning of living cells (a monograph dedicated to the area is [21], an updated bibliography can be found at the web-page [30]). Essentially, a P system is a synchronous parallel computing device based on multiset rewriting in compartments where a global clock is assumed and each rule of the system is executed in one time step.

Starting from the idea that different reactions may take different times to be executed (or to be started, when enabled) a *timed model* of P system was introduced in [5], where to each rule of the system is associated a time of execution. The goal was to understand how time could be used to influence the result produced by the P system (see, e.g., [6]) and, possibly, how to design computational powerful time-free systems where the output produced is independent of the timings associated to the rules, e.g., [2].

In this paper we use a similar idea in the framework of *spiking neural P systems*, and we investigate how the timing of the spiking rules can influence the output produced by the systems and in particular can influence the ability of the systems to simulate universal computing devices.

Spiking neural P systems (in short, SN P systems) have been introduced in [14] as computing devices inspired by the structure and functioning of neural cells (a friendly introduction to the area is [20]).

The main idea of an SN P system is to have several one-membrane cells (called neurons) which can hold any number of spikes; each neuron fires (we also say, spikes) in specified conditions (after accumulating a specified number of spikes).

In the standard definition of SN P systems, the functioning of the system is *synchronous*: a global clock is assumed and, in each time unit, each neuron that can use a rule does it. The system is synchronized but the work of the system is sequential: only (at most) one rule is used in each neuron. One of the neurons is considered to be the output neuron and its spikes are also sent to the environment. The moments of time when (at least) one spike

is emitted by the output neuron are marked with 1, the other moments are marked with 0. The binary sequence obtained in this manner is called the *spike train* of the system – it is infinite if the computation does not stop.

To a spike train one can associate various numbers, which can be considered as *computed* (we also say *generated*) by an SN P system. For instance, in [14] only the distance between the first two spikes of a spike train was considered, then in [22] several extensions were examined: the distance between the first k spikes of a spike train, or the distances between all consecutive spikes, taking into account all intervals or only intervals that alternate, all computations or only halting computations, etc..

In [14] it is proved that synchronized SN P systems, with spiking rules in the standard form (i.e., they produce only one spike) are universal – they can characterize *NRE*, the family of Turing computable sets of natural numbers; normal forms of universal SN P systems were presented in [13].

In the proof of these results, the synchronization plays an important role and, in general, the synchronization is a very powerful feature, useful in controlling the work of a computing device. However implementing synchronization is not always easy or possible and is (not always) biologically justified, as, for instance, in case of network of spiking neurons (see, e.g., [9]). For these reasons in [4], [3] an asynchronous version of SN P systems, where at each step of the computation a spiking rule can be applied or skipped, has been considered. There has been shown that removing the synchronization, in some cases, can lead to a decrease of the computational power of the systems. In the same papers, it is also conjectured that asynchronous spiking neural P systems using standard rules are not universal.

However, the “border” between synchronous and asynchronous systems seems to be not so drastic in natural systems, and in many other artificial systems, e.g., networks of computers. In many cases we encounter networks of computational units that do not work in a synchronous way, i.e., they do not use same global clock, but still they do their operations in an “enough” synchronous way, in such way that the functioning of the entire system follows the specified goals.

We try to capture such intuition in the framework of SN P systems by considering *stochastic SN P systems* (in short, SSN P systems) where *to each rule, when enabled, is associated a probability to fire in a certain time interval*. This means that, during the computation of a SSN P system, an enabled rule may not spike immediately but can remain silent for a certain (probabilistic) time interval and then spikes. During such interval the neuron where the rule is present could receive other spikes from the neighboring neurons or maybe other rules can fire in the same neuron. The computation would then continue in the new circumstances (maybe different rules are enabled now – the contents of the neuron has changed). If there is competition between enabled rules for using the spikes present in the same neuron, the fastest (probabilistically determined) rule spikes.

The choice of the probability distributions for the firing of the rules clearly influences the synchrony of the entire system. Because of the results in [4], we can expect that the probability distributions for the firing of the rules “influence” the ability for the systems to simulate, in a “reliable” way, computational universal machines. In this paper we do not want to provide a formal proof for this statement but rather we want to present ways to investigate such “influence”.

We first show that a SSN P system can simulate universal machines when the probability distributions can be chosen in an arbitrary manner. When such distributions cannot be arbitrarily chosen but they are given, then, the reliability of an SSN P system (i.e., the ability for the system to work correctly) depends on the given distributions, and, in some cases, on the variance associated to the distributions. In general, one has to use statistical analysis to investigate the reliability of the systems, when, for instance, varying the variance associated to the distributions. In this paper, we provide such an analysis for a specific example of SSN P system and considering a specific register machine program. We also show how, using such method of analysis, it is possible, to identify the (maximal) value for the variance that guarantees that the system has a certain chosen reliability.

The functioning of the SSN P system is somehow similar to the one of stochastic Petri nets, [17] where a time of delay for each transition is used. However, motivations and questions of the two paradigms are clearly different (modeling network of spiking neurons for computability study in our case, modeling concurrent processes in case of stochastic Petri nets). This is more evident when considering the control associated to the the single computational unit: regular expressions associated to each neuron in a SS N P system, presence of tokens in the places in stochastic Petri nets.

Probabilities have been also used in the more general framework of P systems. In particular, in [24] and [16] probabilities have been associated with the localization of single objects and with rules and universality has been shown when such probabilities are chosen in a very specific way. However, no explicit analysis of the reliability of the systems has been presented. A different approach is used in [19] and [23] where sequential membrane systems have been investigate using Markov chains theory. In these papers however probability distributions are not directly associated to the timing of the rules, but are rather obtained by starting from chemical reactions and molecular dynamics; the goal of the authors is, in fact, to provide algorithms to investigate dynamics of molecular systems.

We conclude by mentioning a similar work presented in [15] in the framework of network of spiking neurons where each neuron has associated a given threshold that specifies when a neuron fires. In [15] the author shows how a network of spiking neurons, with noisy neurons (i.e., the time of firing is not deterministic) can simulate, in a reliable way, boolean circuits and finite state automata. In our case, we use more general and abstract type of neu-

rons and, for this reason, we can investigate more “complex” and general encodings such as the one of register machines.

2 Preliminaries

We introduce in this section a limited amount of technical notation, assuming the reader has some familiarity with (basic elements of) language and automata theory, e.g., from the standard book [27] or from the corresponding chapters of the handbook [25].

For an alphabet V , V^* is the free monoid generated by V with respect to the concatenation operation and the identity λ (the empty string); the set of all nonempty strings over V , that is, $V^* - \{\lambda\}$, is denoted by V^+ . When $V = \{a\}$ is a singleton, then we simply write a^* and a^+ instead of $\{a\}^*$, $\{a\}^+$. The length of a string $x \in V^*$ is denoted by $|x|$. The family of Turing computable sets of natural numbers is denoted by NRE .

A *regular expression* over an alphabet V is constructed starting from λ and the symbols from V and using the operation of union, concatenation and Kleene $+$, using parentheses when necessary for specifying the order of operations. Specifically, (i) λ and each $a \in V$ are regular expressions, (ii) if E_1 and E_2 are regular expressions over V , then $(E_1) \cup (E_2)$, $(E_1)(E_2)$ and $(E_1)^+$ are regular expressions over V , and (iii) nothing else is a regular expression over V .

To each regular expression E we associate a language $L(E)$ defined in the following way: (i) $L(\lambda) = \{\lambda\}$ and $L(a) = \{a\}$, for all $a \in V$, (ii) $L((E_1) \cup (E_2)) = L(E_1) \cup L(E_2)$, $L((E_1)(E_2)) = L(E_1)L(E_2)$, and $L((E_1)^+) = L(E_1)^+$ for all regular expressions E_1, E_2 over V . Non-necessary parentheses are omitted when writing a regular expression and $(E)^+ \cup \{\lambda\}$ is written in the form $(E)^*$.

In what follows we also assume that the reader possesses a basic knowledge of probability theory, specifically about random variables and their distribution. An introduction to these concepts can be found in [28].

2.1 Register Machines

A (non-deterministic) register machine is a construct $M = (m, H, l_0, l_h, I)$ where m is the number of registers, H is the set of instruction labels, l_0 is the start label (labeling an ADD instruction), l_h is the halt label (assigned to an HALT instruction) and I is the set of instructions; each label from H labels only one instruction from I , thus precisely identifying it. The instructions are of the following general forms:

- $l_1 : ADD(r), l_2, l_3$, adds 1 to register r and then goes non-deterministically to one of the instructions with labels l_2, l_3 ;

- $l_1 : SUB(r), l_2, l_3$, if register r is non-empty, then subtracts 1 from it and goes the instruction with label l_2 , else goes to the instruction with label l_3 ;
- $l_h : HALT$, is the halt instruction.

A *computation* of a register machine M is defined in the following way. The machine starts with all empty registers (i.e., storing the number zero). Initially, the instruction with label l_0 is executed. The computation proceeds by applying the instructions as indicated by the labels (and made possible by the contents of the registers); if the halt instruction is reached, the computation halts and the number n stored at that time in the first register (output register) is the output of the computation. Because of the non-determinism present in the ADD instruction, a machine M may have multiple halting computations.

Without loss of generality, we can assume that, for any instruction, l_2, l_3 is different from l_1 .

We denote by \mathcal{C}_M the set of halting computations of M , and by $Out(c)$, the output produced by a computation $c \in \mathcal{C}_M$. Then $N(M) = \{Out(c), c \in \mathcal{C}_M\}$ is the set of all natural numbers computed by machine M .

We denote by RM_{NDET} the class of non-deterministic register machines. It is known (see, e.g., [18]) that RM_{NDET} computes all sets of numbers which can be computed by a Turing machine, hence characterizes NRE.

3 Stochastic Spiking Neural P Systems

We introduce a class of spiking neural P systems (in short, SN P system), called *Stochastic Spiking Neural P Systems* (in short, SSN P systems). SSN P systems are obtained from SN P systems by associating to each spiking rule a firing time that indicates how long an enabled rule waits before it is executed. Such firing times are random variables whose probability distribution functions have support contained in the set of non-negative real numbers, which we shall denote by R^+ .

Informally, an SSN P system is an asynchronous SN P system ([4]) where the firing of the rules (hence, the asynchrony present in the system) is stochastically regulated. Formally, an SSN P system is a quadruple

$$\Pi = (O, \Sigma, syn, i_o)$$

where:

- (i) $O = \{a\}$ is the singleton alphabet (a is called *spike*);
- (ii) $\Sigma = \{\sigma_1, \sigma_2, \dots, \sigma_m\}$ are *neurons*, of the form

$$\sigma_i = (n_i, R_i), 1 \leq i \leq m,$$

where:

- $n_i \geq 0$ is the *initial number of spikes* contained by the neuron;
- R_i is a finite set of *rules*, of the following two forms:
 - (a) $E/a^r \rightarrow a; F'(\cdot)$ where E is a regular expression over O , $r \geq 1$ and $F'(\cdot)$ is (a function that represents) a probability distribution with support in R^+ ;
 - (b) $a^s \rightarrow \lambda; F''(\cdot)$ for some $s \geq 1$, with the restriction that $a^s \notin L(E)$ for any rule of type (a) in R_i and $F''(\cdot)$ is a probability distribution with support in R^+ ;
- (iii) $syn \subseteq \{1, 2, \dots, m\} \times \{1, 2, \dots, m\}$ with $(i, i) \notin syn$ for $1 \leq i \leq m$ is a set of *synapses* among the neurons;
- (iv) $i_o \in \Sigma$ is the *output neuron*.

A rule of type $E/a^r \rightarrow a; F'(\cdot)$ present in neuron i , for $i \in \{1, 2, \dots, m\}$, is a *firing* (also called spiking) rule: provided that the contents of neuron i (i.e., the number of spikes present in it) is described by the regular expression E , then the rule is *enabled* and can *fire* (spike). When the rule fires, r spikes are consumed in neuron i and exactly 1 spike is sent to all the neurons to which neuron i is linked through the synapses. A rule of type $a^s \rightarrow \lambda; F''(\cdot)$ is a *forgetting* rule, and it functions in a similar way. The only difference with respect to the firing rule is that, when the forgetting rule fires, s spikes are consumed in neuron i and no spike is sent out.

From the moment in which a rule is enabled up to the moment when the rule fires, a random amount of time elapses, whose probability distribution is specified by the function $F(\cdot)$ associated to the rule (different rules may have associated different distributions).

Therefore, if a rule is enabled in neuron i and before the rule fires the neuron receives new spikes or another rule in neuron i fires, it may happen that the rule is not enabled anymore because the contents of neuron i has changed.

We suppose, that once the rule fires, the update of the number of spikes in the neuron, the emission of spikes and the update of spikes in the receiving neurons are all simultaneous and instantaneous events. Multiple rules may be simultaneously enabled in the same neuron. Whenever multiple enabled rules in a neuron draw the same random firing time, the order with which those rule fire is randomly chosen, with a uniform probability distribution across the set of possible firing orders.

A *configuration* of an SSN P system Π is composed by the neurons with their associated contents. Using the rules in the way described above, in each neuron, the system Π passes from a configuration to another configuration:

such a step is called *transition*¹.

A sequence of transitions, starting in the initial configuration, is called *computation*. A *halting computation* is a computation that reaches a *halting configuration*, i.e., one in which no rule is enabled. We denote by \mathcal{C}_Π the set of all halting computations of an SSN P system Π . For an halting computation $c \in \mathcal{C}_\Pi$, $Out(c)$, the output produced by c , is defined as the contents of the output neuron in the halting configuration and $N(\Pi) = \{Out(c), c \in \mathcal{C}_\Pi\}$ is the set of natural numbers generated by Π .

In what follows, we will use the usual convention to simplify spiking systems rule syntax, writing $a^r \rightarrow a; F(\cdot)$ when the regular expression of the rule is a^r .

4 Computational power of SSN P systems

In this section we discuss the computational power of SSN P systems, by relating their capabilities to those of register machines. In particular, we construct specific SSN P systems modules that can simulate the instructions of a register machine. We follow and combine the approaches presented in [13] and [14]; the main difference here is that, in this case, care must be put in the selection of the distributions associated to the spiking rules. In the next Theorem, we show that an SSN P system can “simulate” a synchronous SN P system, hence a register machine, provided that the distributions associated to the spiking rules are appropriately chosen.

Theorem 4.1 *For every $M \in RM_{NDET}$ there exists an SSN P system Π such that $N(M) = N(\Pi)$.*

Proof Let r_1, r_2, \dots, r_m be the registers of M , r_1 being the output register, and $I = \{l_0, l_1, \dots, l_n, l_h\}$ the set of labels for the instructions I of M . Without any loss of generality, we may assume that in the halting configuration, all registers of M different from r_1 are empty, and that the output register is never decremented during the computation, we only add to its contents.

We construct the SSN P system $\Pi = (O = \{a\}, \Sigma, syn, i_o)$ that simulates the register machine M . In particular, we only present separate types of modules that can be used to compose the SSN P system Π . Each module simulates an instruction of the register machine M (we distinguish between a deterministic and non-deterministic version of the ADD).

- (i) A deterministic add instruction $l_i : ADD(r_p), l_j, l_j$, for some $p \in \{2, \dots, m\}$ and $i, j \in \{0, 1, \dots, n\} \cup \{h\}$, is simulated by the module presented in Figure 1.

¹Notice that, because of the way the firing of the rules has been defined, in general there is no upper bound on how many rules fire for each transition.

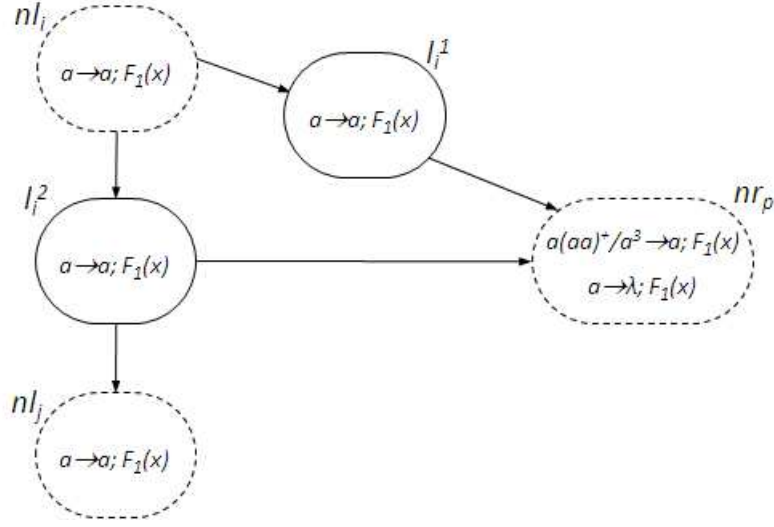


Figure 1: Module for the deterministic ADD instruction

- (ii) A deterministic add instruction to register r_1 , $l_i : \text{ADD}(r_1), l_j, l_j$, for some $i, j \in \{0, 1, \dots, n\} \cup \{h\}$ is simulated by a module as the one shown in Figure 1, where neuron l_i^1 is removed and neuron nr_1 has no rules.
- (iii) A non-deterministic add instruction, $l_i : \text{ADD}(r_p), l_j, l_k$, for some $p \in \{2, \dots, m\}$ and $i, j, k \in \{0, 1, \dots, n\} \cup \{h\}$ is simulated by the module shown in Figure 2; Again, as in the deterministic case, $l_i : \text{ADD}(r_1), l_j, l_k$ (i.e., a non-deterministic add instruction to register 1) is simulated by a module as the one in Figure 2, but in which neuron l_i^1 is removed and neuron nr_1 has no rules inside.
- (iv) A sub instruction, $l_i : \text{SUB}(r_p), l_v, l_w$, for some $p \in \{2, \dots, m\}$ and $i, j, k \in \{0, 1, \dots, n\} \cup \{h\}$ is simulated by the module shown in Figure 3.

Neuron nr_j , for each $j \in \{1, \dots, m\}$, corresponds to the register r_j of M . Neuron nl_j , for each $j \in \{0, 1, \dots, n\} \cup \{h\}$, corresponds to the (starting point of) instruction l_j in the set I . In the *initial configuration* of Π all neurons are empty, except the neuron nl_0 corresponding to the initial instruction of M that has 1 spike. The *output neuron* of Π is defined to be nr_1 corresponding to register r_1 of M (we recall that such register is only subject to add instructions).

Finally, to complete the specification of the modules, we select the probability distribution functions associated to the rules as follows:

- $F_1(x)$ is defined as the Gaussian normal distribution with average μ_1

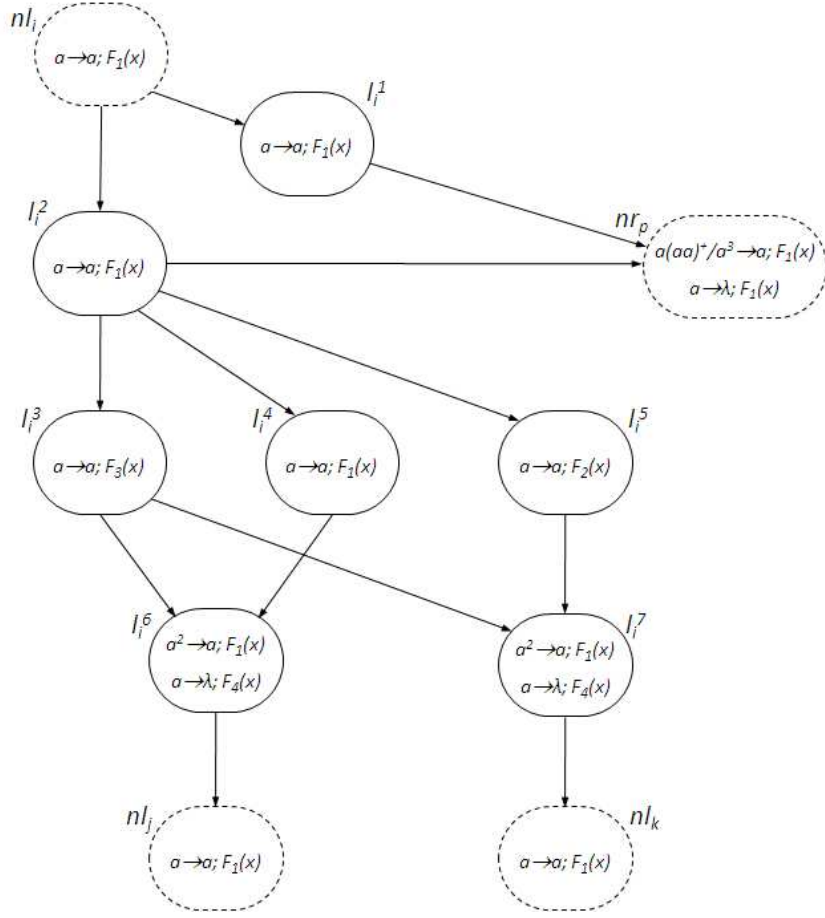


Figure 2: Module for the non-deterministic ADD instruction

and variance σ^2 , which we shortly denote as $N(\mu, \sigma^2)$, where we set $\mu_1 = 1$ and $\sigma^2 = 0$ so that $F_1(x) = H(x - 1)$, where $H(x)$ is the Heaviside unitary step function²;

- $F_2(x)$ is defined to be $N(\mu_2, \sigma^2)$, with $\mu_2 = 2$;
- $F_3(x)$ is defined to be $0.5H(x - 1) + 0.5H(x - 2)$, i.e., $F_3(x)$ is the discrete uniform distribution in $\{1, 2\}$;
- $F_4(x)$ is defined to be $N(\mu_4, \sigma^2)$, with $\mu_4 = 0.5$.

We now show how, because of the selected distributions of firing rules, each instruction of the register machine can be correctly simulated by the corresponding presented module.

²The Heaviside unitary step function $H(x)$ is defined as $H(x) = 0$ if $x < 0$, $H(x) = 1$ if $x \geq 0$.

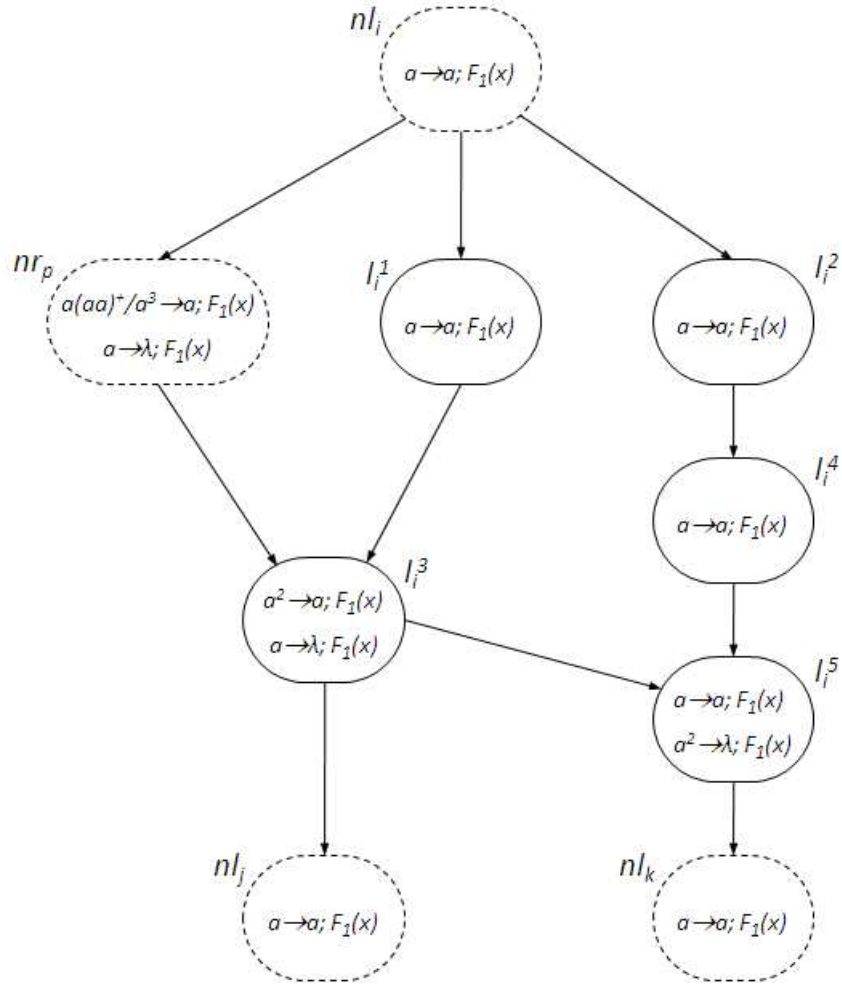


Figure 3: Module for the SUB instruction

Let us suppose that, at an arbitrary time t , the register machine M is in a given configuration, in which it is to execute the instruction at label l_i with a given state of r_1, r_2, \dots, r_m registers, and suppose that the SSN P system Π is in a configuration that *corresponds* to that of M , that means:

- neuron nr_i contains a number of spikes that is twice the contents of register r_i , for $i = 2, 3, \dots, m$;
- neuron nr_1 contains a number of spikes equal to the contents of register r_1 ;
- all other neurons are empty except neuron nl_i that contains exactly 1 spike.

Notice that, by construction, the initial configuration of Π corresponds to the initial one of M .

Consider now the various possible cases for the instruction l_i that M starts executing at time t .

- $l_i : ADD(r_p), l_j, l_j$ (deterministic add) – module shown in Figure 1.

Suppose first that $p \neq 1$. Then, the execution of instruction l_i is simulated in Π in the following way. At time $t + 1$ neuron nl_i fires (with probability 1, because of the chosen distributions), one spike is introduced (at time $t + 1$, hence instantaneously) in neurons l_i^1 and l_i^2 . At time $t + 2$ neurons l_i^1 and l_i^2 fire with probability 1 and two spikes are added to neuron nr_p . Also, at time $t + 2$, one spike is added to neuron nl_j . Except the ones mentioned, no other rule can fire in neurons l_i^1, l_i^2 and nr_p . Then, Π reaches, starting from the supposed configuration, and with probability 1, a configuration that corresponds to the state of M after the execution of instruction l_i . If $p = 1$, the execution of instruction l_i is simulated in a similar way, the only difference being that only 1 spike is deposited in neuron nr_1 at time $t + 2$. Thus, again Π reaches with probability 1 a configuration that corresponds to the state of M after the execution of instruction l_i .

- $l_i : ADD(r_p), l_j, l_k$ (non-deterministic add) – module shown in Figure 2. In this case, the execution of the instruction l_i is simulated in Π as follows. We only describe the case when $p \neq 1$, the non-deterministic add to register r_1 is similar. At time $t + 1$, neuron nl_i fires with probability 1, and at the same time one spike is introduced in neuron l_i^1 and l_i^2 . At time $t + 2$, neurons l_i^1 and l_i^2 fire with probability 1, two spikes are then added to the neuron nr_p and one spike is added to neurons l_i^3, l_i^4 and l_i^5 . Neurons l_i^4 and l_i^5 fire, with probability 1, at time $t + 3$ and $t + 4$, respectively, emitting one spike to neuron l_i^6 and l_i^7 . In neuron l_i^3 , the rule $a \rightarrow a; F_3(x)$ fires at a time that is either $t + 3$ or $t + 4$, with equal probability 2^{-1} , and l_i^3 emits one spike to neurons l_i^6 and l_i^7 : *this probabilistic choice of the firing time in l_i^3 simulates the non-deterministic choice of the ADD instruction.*

In fact, if neuron l_i^3 fires at time $t + 3$, then one spike is sent to both neurons l_i^6 and l_i^7 . The rule $a^2 \rightarrow a; F_1(x)$ fires with probability 1 in neuron l_i^6 at time $t + 4$, sending one spike to neuron nl_j . The forgetting rule in neuron l_i^7 fires with probability 1 at time $t + 3.5$. At time $t + 4$, the spike emitted by neuron l_i^5 also reaches neuron l_i^7 , the forgetting rule is enabled and it fires, with probability 1, at time $t + 4.5$.

If neuron l_i^3 fires at time $t + 4$, the spike that was deposited in neuron l_i^6 by the firing of l_i^4 at time $t + 3$ gets consumed, with probability 1, by using the forgetting rule at time $t + 3.5$. Then, the

spike deposited at time $t + 4$ in l_i^6 by the firing of neuron l_i^3 enables again the forgetting rule of neuron l_i^6 , and the spike present in l_i^6 is consumed, with probability 1, at time $t + 4.5$. Also, at time $t + 4$, 2 spikes are deposited in neuron l_i^7 (coming from neurons l_i^5 and l_i^3). This allows the rule $a^2 \rightarrow a; F_1(x)$ in neuron l_i^7 to fire at time $t + 5$ with probability 1 and to *send 1 spike in neuron nl_k* . In both considered cases, when 1 spike reaches either neuron nl_j or nl_k , no rule can fire anymore in neurons $l_i^1, l_i^2, \dots, l_i^7$ and nr_p .

The system Π can only execute, when starts from the supposed configuration, with probability 1, the above described transitions. Therefore, Π reaches, with probability 1, the configuration that corresponds to the state of M after the instruction l_i has been executed.

- $l_i : SUB(r_p), l_j, l_k$ (non-deterministic sub) – module shown in Figure 3. The execution of instruction l_i is simulated in Π in the following way. At time $t + 1$, neuron nl_i fires with probability 1 and one spike is added to neuron nr_p and one spike is added to both neurons l_i^1 and l_i^2 . Neuron l_i^1 fires at time $t + 2$ with probability 1 and deposits one spike in neuron l_i^3 . Also, neuron l_i^2 fires, with probability 1, at time $t + 2$ and deposits one spike in neuron l_i^4 . Which rule fires in neuron nr_p and at which time depends on the contents of the neuron at time t . There are the two possible cases.
 - (i) The number of spikes in neuron nr_p at time t is 0. Then, the forgetting rule $a \rightarrow \lambda; F_1(x)$ consumes the single spike present in the neuron, at time $t + 2$, with probability 1.
 - (ii) The number of spikes in neuron nr_p at time t is $2k$ with $k > 0$. Then, the rule $a(aa)^+ \rightarrow a; F_1(x)$ fires at time $t + 2$ with probability 1, depositing one spike in neuron l_i^3 .

Notice that both rules present in neuron nr_p consume an odd number of spikes and then, once a rule is applied, no other rule in such neuron is enabled anymore.

In the case (i) only one spike reaches neuron l_i^3 at time $t + 2$, and this spike is consumed, with probability 1, by using the forgetting rules, at time $t + 3$. Also, only one spike is deposited in neuron l_i^5 at time $t + 3$, which fires, with probability 1, at time $t + 4$ depositing one spike in neuron nl_k .

In the case (ii), two spikes are deposited in neuron l_i^3 at time $t + 2$, which enable the rule $a^2 \rightarrow a; F_1(x)$. Neuron l_i^3 then fires, with probability 1, at time $t + 3$, depositing one spike in neuron nl_j and one spike in neuron l_i^5 . Neuron l_i^5 has two spikes at time $t + 3$ which are consumed, with probability 1, by the forgetting rule $a^2 \rightarrow \lambda; F_1(x)$ at time $t + 4$.

Starting from the supposed configuration Π can only execute, with probability 1, the above described transitions. Therefore, Π reaches, with probability 1, the configuration that corresponds to the state of M after the instruction l_i has been executed.

The execution of an instruction (ADD or SUB) in M followed by the HALT instruction is simulated in Π by simulating the corresponding instruction (ADD or SUB) as described above and then sending 1 spike to the neuron nl_h . By construction, neuron nl_h does not have any outgoing synapse to other neurons. Hence, the firing of its rule $a \rightarrow a; F_1(x)$ consumes the spike without sending any. Thus, also in this case Π halts in a configuration that correspond to the situation of M when the register machine halts.

From the above description, it is clear that Π can be composed using the presented modules in such a way that can simulate each computation of M and each computation in Π can be simulated in M . Therefore, the Theorem follows.

A remark concerns the dashed neurons shown in Figures 1,2, and 3. They represent the neurons shared among the modules. In particular, this is true for the neurons corresponding to the registers of M . Each neuron nr_p , with $p \in \{2, 3, \dots, m\}$ subject of a SUB instruction sends a spike to several, possibly to all, neurons l_i^3 , $i = 0, 1, \dots, n$, but only one of these also receives at same time a spike from the corresponding neuron l_i^1 . In all other cases, the other neurons forget the unique received spike.

A last comment closes the proof – it concerns the *probabilities of the computations* in Π . Each numbers $x \in N(\Pi)$ is obtained with a probability $p(x)$ greater than zero. However not all the numbers in $N(\Pi)$ are obtained in Π with the same probability. Indeed, for every computation c in M such that $Out(c) = x$, there is a probability 2^{-u_c} that Π simulates exactly such computation where u_c is the number of non-deterministic ADD instructions executed in c . Therefore, the overall probability p_x is given by $\sum_{c \in M | Out(c)=x} 2^{-u_c}$.

□

5 Experiments on the Reliability of SSN P Systems

The SSN P system Π constructed in the proof of Theorem 4.1 works correctly because of the appropriate choice of the probability distributions for the firing times associated to the rules in the neurons. In fact, the chosen distributions constrain the possible computations of Π in a way that the register machine M is able to simulate all the computations of Π and vice versa.

It was crucial in Theorem 4.1 that some of the chosen probability distributions had zero-variance. It is interesting to understand what happens to the correctness of the computation when this is not true anymore. In other words, what happens if we use the modules defined in Theorem 4.1 but we select, for all of them, a value of $\sigma^2 > 0$? In informal words, this corresponds to increase the degree of non-synchronization in the constructed SSN P system: more variance is admitted for the distributions, more non-synchronous is the obtained system. As mentioned in the Introduction, in some cases asynchronous spiking neural P systems are not universal [4], so we conjecture that having distributions with non-zero variance makes more difficult (if not impossible) to simulate a register machine, with good “reliability”.

Therefore, from a computational point of view it is interesting to understand how the asynchrony present in the system, influences the ability for the system to correctly simulate a register machine. Moreover, considering distributions with non-zero variance is interesting also from a biological point of view: spiking in neurons is the result of biochemical reactions, which are inherently random processes, hence they generally have a non-zero variance associated to their distributions.

As it has been shown in Theorem 4.1, by using $\sigma^2 = 0$, each of the considered SSN P modules simulates the corresponding register machine instruction. When $\sigma^2 > 0$ such an equivalence may not exist anymore, since the synchronization of the neurons in the modules is crucial. For example, consider the following transitions of the module corresponding to the deterministic ADD instruction, as shown in Figure 1. Neurons l_i^1 and l_i^2 simultaneously receive 1 spike, but it may happen that the rule in l_i^1 neuron fires at time t and the one in neuron l_i^2 fires at time $t + \delta$, where δ depends on σ^2 and may be large enough to make the two spikes in neuron nr_p to be consumed, one after the other, without actually increasing the number of spikes in neuron nr_p as it should be done for a proper simulation of the ADD instruction.

For an SSN P systems Π constructed as described in Theorem 4.1 we define the notion of *correct simulation* of a single instruction of the register machine M . We say that Π *simulates correctly the instruction* with label l_i of M (suppose that l_i is followed by the instruction with label l_j) when the following thing is true. If Π starts from the configuration that corresponds to the configuration of M when instruction l_i is started, then Π executes a sequence of transitions that leads to the configuration of Π that corresponds to that of M after the instruction l_i has been executed and, during these transitions, the contents of all the neurons of Π , except nl_i and nl_j , have not been modified.

Let p_{ADD} , p_{ADD-ND} and p_{SUB} be the probability that Π simulates correctly the a deterministic ADD instruction, a non-deterministic ADD instruction and the SUB instruction of M , respectively. Theorem 4.1 shows

that, when $\sigma^2 = 0$ is used, we have that p_{ADD} , p_{ADD-ND} and p_{SUB} are all equal to 1. When $\sigma^2 > 0$, this is not true anymore. To quantitatively evaluate the effect of the variance σ^2 we have developed a simulator of SSN P systems³.

We report the outcome of simulations conducted to evaluate probabilities p_{ADD} , p_{ADD-ND} and p_{SUB} when varying the variance $\sigma^2 > 0$. We present in Figure 4 the obtained results for p_{ADD} , p_{ADD-ND} and p_{SUB} when σ^2 is varied in the range $[0.01, 0.1]$. These probabilities have been computed with 10000 simulation batches for every value of σ^2 , with confidence level of 95%. The width of the confidence intervals for the simulation results is in each case below 0.1%, too narrow to be shown in Figure 4.

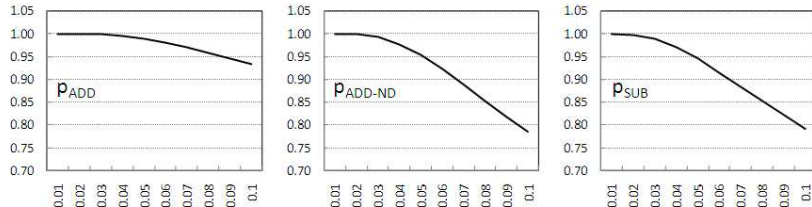


Figure 4: Probabilities p_{ADD} , p_{ADD-ND} and p_{SUB} for values of σ^2 in $[0.01, 0.1]$

To give a quantitative feeling to the reader, we underline this well-known fact: the probability that a random sample of a random variable distributed as $N(\mu, \sigma^2)$ is far from μ more than σ is about 0.3, more than 2σ is about 0.05 and more than 3σ is about 0.003. For instance, when $\sigma^2 = 0.1$, a random sample drawn from distribution $F_1(x)$ will have probability 0.3 of being outside interval $[0.7, 1.3]$ and probability 0.05 of being outside interval $[0.4, 1.6]$. Such variability brings asynchrony in the considered instruction modules and this makes possible many transitions, which would not occur if $\sigma^2 = 0$. Therefore, it is not surprising that probabilities p_{ADD} , p_{ADD-ND} and p_{SUB} decrease as σ^2 increases (as Figure 4 shows).

From Figure 4 it is also possible to observe that probabilities p_{ADD} , p_{ADD-ND} and p_{SUB} are close to 1 (i.e., the corresponding instructions are simulated correctly) when σ^2 takes values in the lower part of the considered range of variation. This result supports the idea that Π is able to simulate correctly, with high probability, long computations of the register machine M even for values of $\sigma^2 > 0$.

³To simulate SSN P systems, we have used the Möbius modeling framework [7].

To understand more precisely how Π can simulate M in a reliable way, when a non-negative variance σ^2 is considered, we define a probability metric called the *reliability* of Π , which we use to characterize the ability of Π to compute correctly a number in $Out(M)$.

The *reliability* of a system is defined as a function $R(t), t \geq 0$, which expresses the probability that in the interval of time $[0, t]$ the system has been working correctly, supposing that the system was working correctly at time $t = 0$ (this follows the standard definition of reliability. See, e.g., [11]). The definition of the correct behavior of the system has to be given with reference to a specification of the system, or alternatively can be given with respect to another system, which is assumed to be always correct. We choose the second approach: In what follows, we shall evaluate the reliability of the SSN P system Π (when varying σ^2) by comparing the sequences of transitions performed by Π against the ones that are performed by a register machine M .

Precisely, we define the *reliability* $R_{\Pi}^M(n)$ as the probability that Π simulates correctly a sequence of n instructions executed by M , when M starts from the initial configuration and Π starts from the corresponding one.

In what follows we experiment on a particular SSN P system (and on a particular computed set of numbers) how the variance of firing rules distribution times systems affects the reliability. For this purpose we consider, the set of natural numbers $Pow2 = \{n \mid n = 2^m, m \geq 0\}$ that is the set of natural numbers that are power of 2 (actually, $Pow2$ is also a non-semilinear set of natural numbers).

The set $Pow2$ can be computed, for instance, by the following register machine $M' = (2, \{l_0, l_1, \dots, l_8, l_h\}, l_0, l_h, I)$. The idea is that M' moves the contents of register 1 to 2 and back, and, in this case, doubles the contents; ADD with label l_1 is a “dummy” instruction, used only for the non-deterministic choice between continuation of the computation or halting: the object added is, in fact, subtracted again in the SUB, at l_2 or l_8 .

Instructions I are the following ones.

l_0 : $ADD(r_1), l_1, l_1$
 l_1 : $ADD(r_1), l_8, l_2$
 l_2 : $SUB(r_1), l_3, l_3$
 l_3 : $SUB(r_1), l_4, l_5$
 l_4 : $ADD(r_2), l_3, l_3$
 l_5 : $SUB(r_2), l_6, l_1$
 l_6 : $ADD(r_1), l_7, l_7$
 l_7 : $ADD(r_1), l_5, l_5$
 l_8 : $SUB(r_1), l_h, l_h$
 l_h : $HALT$

Let Π be the SSN P system that corresponds to M , built as described in Theorem 4.1, using the modules presented in Figures 1, 2 and 3 and having $\sigma^2 > 0$.

We evaluate the function $R_{\Pi}^{M'}(n)$ by using simulations for values of σ^2 close to 0.01. We show in Figure 5 the simulation results, which were computed with 100000 batches of simulation for each considered value of σ^2 , with a confidence level of 95%. The width of confidence intervals is within 5% of the estimated values (they are not shown in Figure 5 for the sake of clarity).

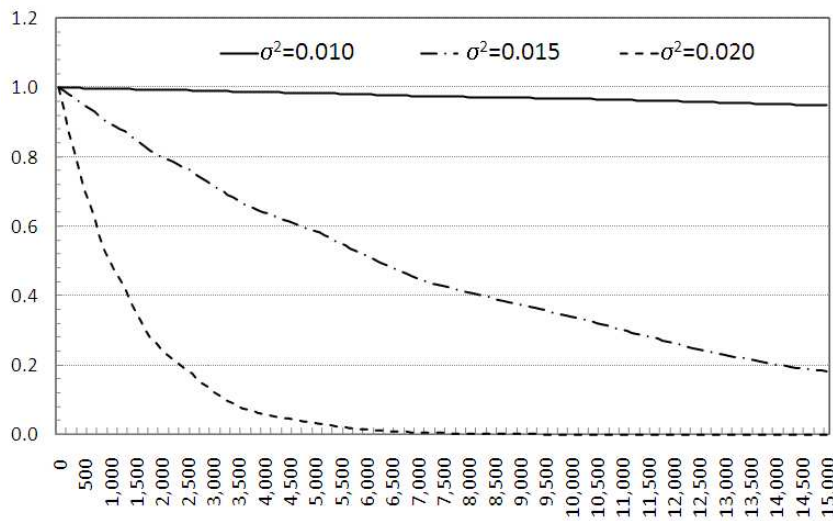


Figure 5: Reliability function $R_{\Pi}^{M'}(n)$ for different values of σ^2

The reliability functions plotted in Figure 5 show that, as σ^2 increases, Π has higher and higher probability of performing incorrect simulations. However, for $\sigma^2 = 0.01$, the probability that Π is able to simulate correctly computations of M' composed by 15.000 instructions is still quite high, 0.9. For such value of σ^2 , the value of the reliability function at $n = 1000$ is of about 0.996. This means that, if we restrict our attention to the computations of M' that are composed by less than 1000 instructions and consider $\sigma^2 = 0.01$, then we observe that Π can simulate correctly these computations with probability 0.996.

We can also use the above described procedure do design systems with arbitrary reliability.

In fact, constructing an oportune Figure 5, one can identify, for an arbitrary register machine M , the maximal value of σ^2 for which is possible to construct, using the approach given in Theorem 4.1, an SSN P system Π with a reliability $R_{\Pi}^M(n)$ that is at least k , with k an arbitrarily chosen constant $0 \leq k \leq 1$.

Finally, it is important to mention that, for a given register machine M , several equivalent SSN P systems can be constructed, using different constructions (Theorem 4.1 shows only one of them). These SSN P systems, even equivalent from a computational point of view, can have very different reliability. A way to get different SSN P systems, with different reliability, is, for instance, to construct different modules to simulate the register machine instructions.

For instance, consider the module shown in Figure 6, for which we define $F_1(x) = N(1, \sigma^2)$. It is easy to check that, when $\sigma^2 = 0$, the module shown in Figure 6 (we call it $ADD2$) is equivalent to the module shown in Figure 1 (we call it ADD). In fact, both of them, for $\sigma^2 = 0$, simulate correctly the (deterministic) ADD instruction of the register machine.

However, having an intermediate neuron, makes the module in Figure 6 more reliable than the module in Figure 1. We can check that by calculating, using the above described procedure, p_{ADD2} . This is clear from the comparison between p_{ADD} and p_{ADD2} presented in Figure 7.

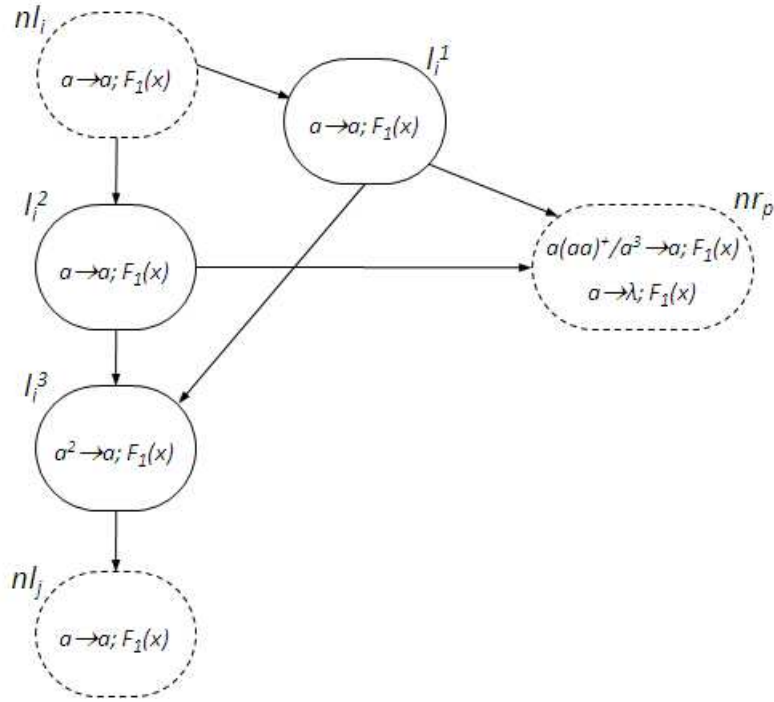


Figure 6: An alternative SSN P module $l_i : ADD(r_p), l_j, l_j$

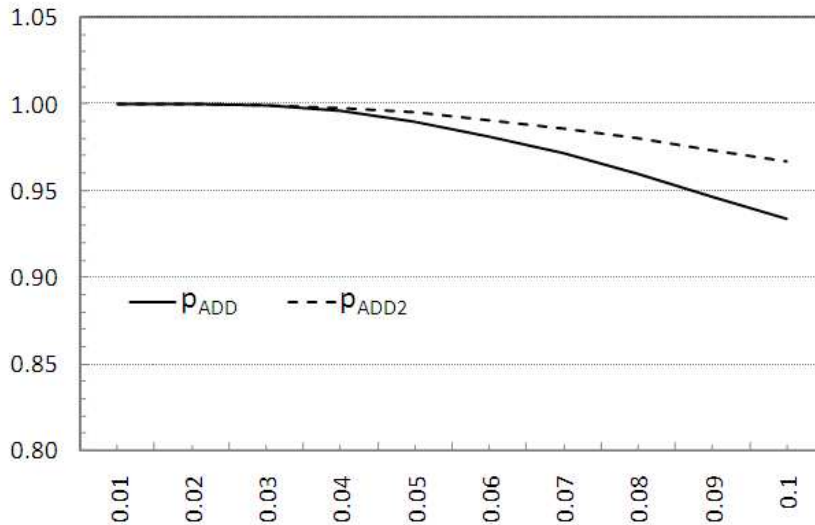


Figure 7: Probabilities p_{ADD1} and p_{ADD2} for values of σ^2 in $[0.01, 0.1]$

6 Perspectives

Constructing reliable and powerful computational devices by combining several simple (bio-inspired) units has been studied intensively in computer science, starting from classical cellular automata. Recently, several researchers are investigating the possibility of constructing fault-tolerant systems, especially computer architectures and software by using ideas coming from nanotechnology and from biological processes (see, e.g., [12]).

In our case, we have investigated, in the framework of SN P systems, a kind of fault-tolerance that concerns the possibility to obtain powerful (universal) computing devices, when using computational units that are simple and non-synchronized. We have defined a stochastic version of SN P systems (SSN P system) where to each rule is associated a stochastic “waiting” time and we have presented a preliminary study that shows how the degree of asynchrony (expressed as variance) among the neurons can influence the ability of an SSN P systems to simulate/executed in a reliable way the program of a register machine.

The topic is very general and several lines of research can be followed. The most interesting one concerns the possibility to implement powerful computing devices (possibly, universal) using SSN P systems having an high degree of asynchrony, i.e., with distributions associated to the firing times with an high variance. When is this possible? What is the price to pay for that? An important question that we have not answered in the paper is the following one. Can the topology of the network influence the reliability of the constructed system? (in this case one may find motivations and inspira-

tions from the topology of the real networks of neurons). Another relevant question: Can the redundancy (i.e., number of neurons and connections) help in obtaining more reliable systems? This appears to be true, at least in view of the better reliability (Figure 7) of the module presented in Figure 6 compared to that of the module shown in Figure 1. How much redundancy can help and what is the best way to use redundancy ?

Another line of research concerns the study of class of SSN P system where reliability can be analytically investigated. For instance, in case of exponential distributions, one should be able to construct an equivalent Markov chain and then studying in an analytical manner the reliability of the system. Are there other cases where this is possible? In general, as seen in Section 5, there is a link between the type of transitions executed and the reliability of the system (not all transitions are equally relevant/dangerous for the reliability of an SSN P system). Is there a possibility to limit the number of certain type of transitions? (this is, of course, very much linked to the number of minimal instructions of a certain type that one has to use in a register machine program - hence one may find links between reliability and Kolmogorov complexity, [29]).

References

- [1] A. Carbone and N. Pierce, eds. *DNA Computing, 11th International Workshop on DNA Computing*. LNCS 3892, Springer, 2005.
- [2] M. Cavaliere and V. Deufemia, Further results on time-free P systems. *Intern. J. Found. Computer Sci.*, 17(1), 2006.
- [3] M. Cavaliere, O. Egecioglu, O.H. Ibarra, S. Woodworth, M. Ionescu, and Gh. Păun, Asynchronous spiking neural P systems, *Tech. Report 9/2007 Microsoft Research - University of Trento, Centre for Computational and Systems Biology*. Available at www.cosbi.eu.
- [4] M. Cavaliere, O. Egecioglu, O.H. Ibarra, M. Ionescu, Gh. Păun, and S. Woodworth, Asynchronous Spiking Neural P Systems; Decidability and Undecidability. *Proceedings 13th International Meeting on DNA Computing, DNA13*, Lecture Notes in Computer Science, LNCS 4848, Springer, 2007.
- [5] M. Cavaliere and D. Sburlan, Time-independent P systems. In *Membrane Computing. International Workshop WMC5, Milano, Italy, 2004*, LNCS 3365, Springer, 2005, pp. 239–258.
- [6] M. Cavaliere and C. Zandron, Time-Driven Computations in Membrane Systems. In [8].

- [7] G. Clark, T. Courtney, D. Daly, D. Deavours, S. Derisavi, J. M. Doyle, W. H. Sanders, P. and Webster, The Möbius Modeling Tool. *Proceedings International Workshop on Petri Nets and Performance Models (PNPM'01)*, IEEE Computer Society, 2001.
- [8] M. A. Gutiérrez-Naranjo et al., eds., *Proceedings of Fourth Brainstorming Week on Membrane Computing*, Febr. 2006, Fenix Editora, Sevilla, 2006.
- [9] W. Gerstner, Population Dynamics of Spiking Neurons: Fast Transients, Asynchronous States, and Locking. *Neural Computation*, 12, 43, 2000.
- [10] W. Gerstner, and W. Kistler, *Spiking Neuron Models. Single Neurons, Populations, Plasticity*. Cambridge Univ. Press, 2002.
- [11] J. C. Laprie, Dependability - Its Attributes, Impairments and Means. In [26].
- [12] J.R. Heath, P.J. Kuekes, G.S. Snider, S. Williams, A Defect-Tolerant Computer Architecture: Opportunities for Nanotechnology. *Science*, 280, 1998.
- [13] O.H. Ibarra, A. Păun, Gh. Păun, A. Rodríguez-Patón, P. Sosik, and S. Woodworth: Normal forms for spiking neural P systems. *Theoretical Computer Scienc*, 372, 2-3, 2007.
- [14] M. Ionescu, Gh. Păun, and T. Yokomori, Spiking neural P systems. *Fundamenta Informaticae*, 71(2-3), 2006.
- [15] W. Maass, On the Computational Power of Noisy Spiking Neurons. *Advances in Neural Information Processing Systems*, 8, 1996.
- [16] M. Madhu, Probabilistic Rewriting P Systems. *Intern. J. of Found. of Computer Sci.* 14 (1) 2003.
- [17] M. A. Marsan, Stochastic Petri Nets: An Elementary Introduction. In: *Advances in Petri Nets*, LNCS 424, Springer, Berlin, 1989.
- [18] M. Minsky, *Computation – Finite and Infinite Machines*. Prentice Hall, Englewood Cliffs, NJ, 1967.
- [19] M. Muskulus, D. Besozzi, R. Brijder, P. Cazzaniga, S. Houweling, D. Pescini, and G. Rozenberg, Cycles and Communicating Classes in Membrane Systems and Molecular Dynamics. *Theoretical Computer Science*, 372, 2-3, 2007.
- [20] Gh. Păun, Spiking Neural P Systems: A Tutorial. *Bulletin of the EATCS*, 91 (Feb 2007).

- [21] Gh. Păun, *Membrane Computing – An Introduction*. Springer, Berlin, 2002.
- [22] Gh. Păun, M.J. Pérez-Jiménez, and G. Rozenberg, Spike trains in spiking neural P systems. *Intern. J. Found. Computer Sci.*, 17(4), 2006.
- [23] D. Pescini, D. Besozzi, G. Mauri, and C. Zandron, Analysis and Simulation of Dynamics in Probabilistic P Systems. In [1].
- [24] A. Obtulowicz and Gh. Păun, (In Search of) Probabilistic P Systems. *BioSystems* 70, 2003.
- [25] G. Rozenberg and A. Salomaa, eds., *Handbook of Formal Languages*, 3 Volumes. Springer-Verlag, 1997.
- [26] B. Randell, J. C. Laprie, H. Kopetz and B. Littlewood eds., *Predictably Dependable Computing Systems*, Springer-Verlag, 1995.
- [27] A. Salomaa, *Formal Languages*. Academic Press, 1987.
- [28] K. H. Trivedi, *Probability and Statistics with Reliability, Queuing, and Computer Science Applications*. John Wiley and Sons, New York, 2001.
- [29] M. Li, P. Vitány, *An Introduction to Kolmogorov Complexity and Its Applications*. Springer, 1997.
- [30] The P Systems Web Page: <http://psystems.disco.unimib.it>.